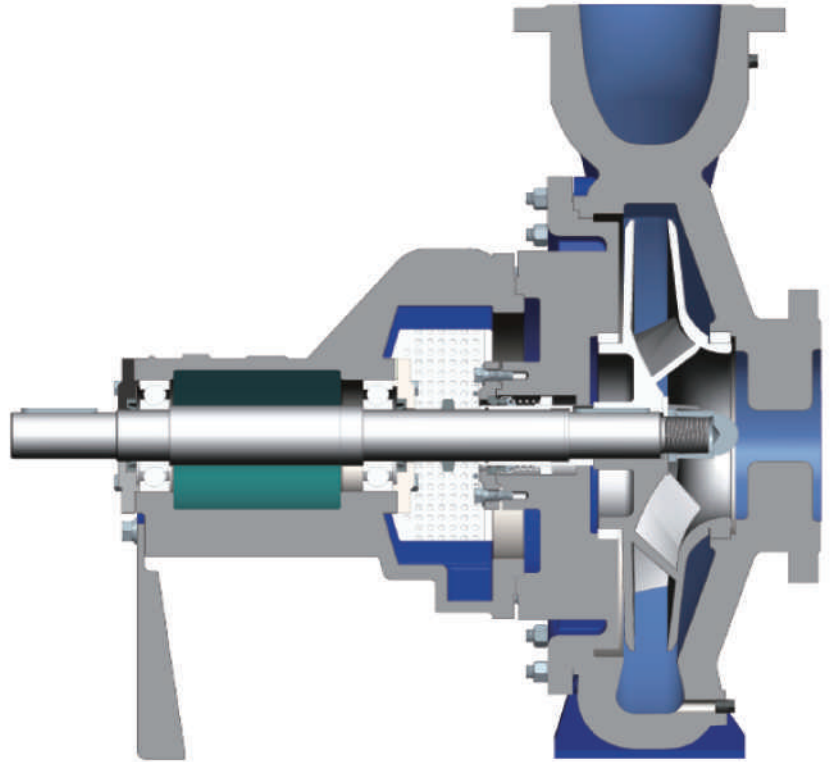


CHEMFLOW

PUMPS

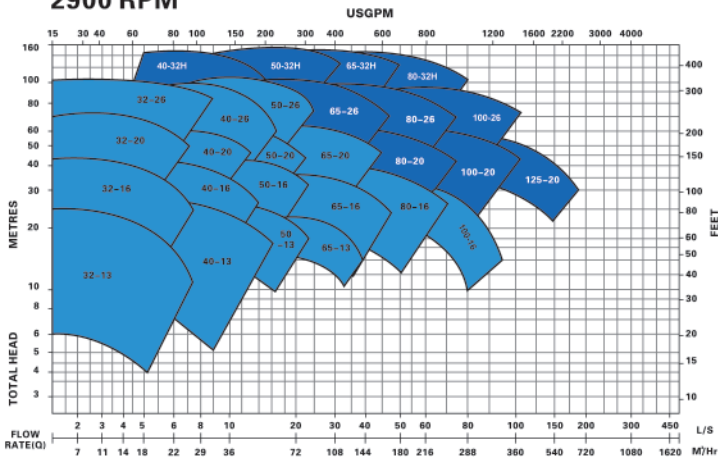
D 196



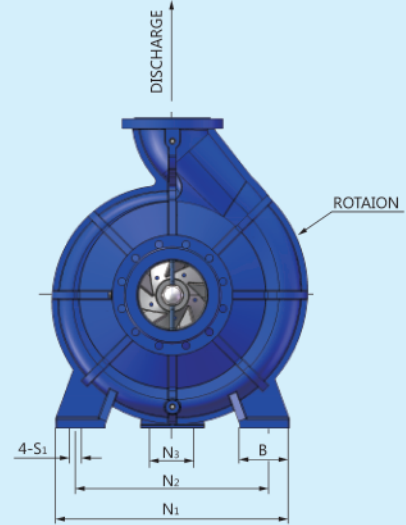
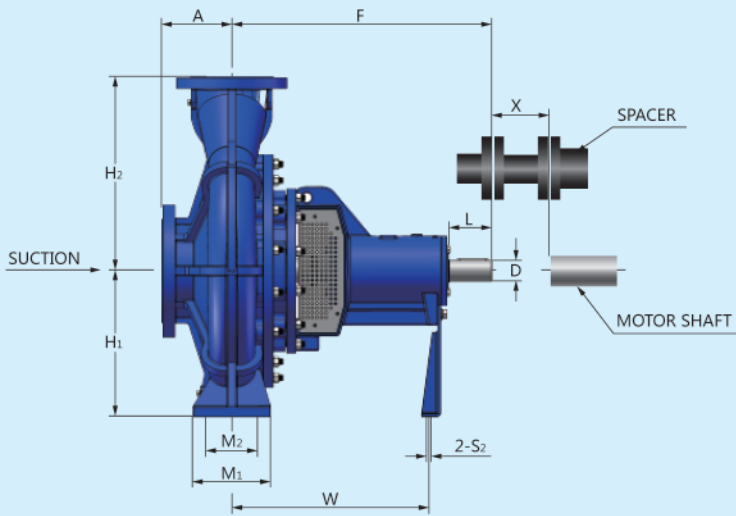
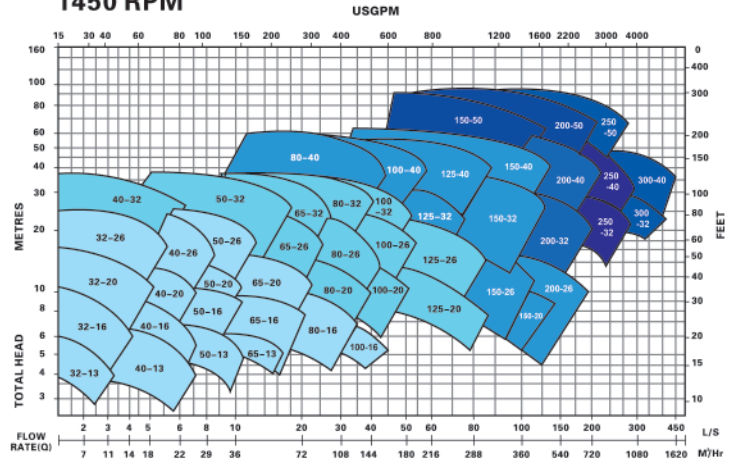
CHEMFLOW D196 horizontal single-stage, end suction centrifugal pump, to EN733/DIN24255 standard. This standard covers both performance and dimensions. Available pump discharge size from 32mm to 300mm, working pressure up to 16 BAR. The volute pump casing fitted with replaceable wear ring with a suction vane to give smooth flow into the double shrouded hydraulically balanced impeller. Pump made in cast iron, SS304 & SS316 as standard. Its "Back Pull Out" design allows the removal of the complete rotating element.

SELECTION CHARTS 50Hz

2900 RPM



1450 RPM



DIMENSION

PUMP SIZE	SHAFT MODULE	SUCT.	DISCH.	PUMP				FOOT								SPACER	SHAFT END			Weight (kg)														
				A	F	H1	H2	M1	M2	N1	N2	S1	B	W	N3		S2	X	D		L													
32-13	25	50	32	80	360	112	140	100	70	190	140	Φ 14	50	267	100	100	Φ 24	50	30															
32-16						132	160												240	190	110	39												
32-20						160	180												210	160	100	43												
32-26						180	225												240	190	110	62												
40-13						80	112												140	210	160	33												
40-16						100	132												160	240	190	38												
40-20		35	65	40	100	470	160	180	125	95	265	212	65	342	100	140	Φ 32	80	47															
40-26							180	225											240	190	110	62												
50-13							132	160											210	160	100	40												
50-16							160	180											240	190	110	51												
50-20							180	225											240	190	110	49												
50-26							200	250											320	250	125	63												
50-32H	25	65	50	100	360	180	225	125	95	345	280	65	342	140	Φ 32	80	87																	
65-13						132	160										240	190	110	40														
65-16						160	180										240	190	110	51														
65-20						180	225										240	190	110	49														
65-26						200	250										320	250	125	63														
65-32H						35	80										65	100	470	180	225	160	120	400	315	Φ 18	80	342	140	Φ 32	80	87		
80-13		160	180	240	190			110	46																									
80-16		180	225	240	190			110	48																									
80-20		200	250	320	250			125	57																									
80-26		225	280	360	280			160	81																									
80-32H		25	100	80	125			360	180	225	125	95	320	250	Φ 14	65				267	100											Φ 24	50	98
80-40						200	250		320	250							125	51																
100-13	160					180	240		190	110							48																	
100-16	180					225	240		190	110							48																	
100-20	200					250	320		250	125							57																	
100-26	225					280	360		280	160							81																	
100-32	35	125	100	140	470	200	280	160	120	440	355	Φ 18	80	342	140	Φ 32	80	91																
100-40						250	315											345	280	125	95	320	250	Φ 14	65	267	100	Φ 24	50	103				
125-20						280	355											400	315	160	120	400	315	Φ 18	80	342	110	Φ 32	80	91				
125-26						315	400											440	355	200	150	500	400	Φ 23	100	370	110	Φ 42	110	164				
125-32						355	455											500	400	160	120	400	315	Φ 18	80	342	110	Φ 32	80	97				
125-40						400	500											550	450	200	150	500	400	Φ 23	100	370	110	Φ 42	110	158				
150-20		45	150	125	140	470	280	355	200	150	500	400	Φ 23	100	367	140	Φ 32	80	178															
150-26							315	400											440	355	200	150	500	400	Φ 20	100	367	140	Φ 32	80	154			
150-32							355	455											500	400	200	150	500	400	Φ 23	100	370	140	Φ 42	110	144			
150-40							400	500											550	450	200	150	500	400	Φ 23	100	370	140	Φ 42	110	183			
200-20							55	200											150	160	530	280	355	250	175	600	500	Φ 23	140	511	180	Φ 55	140	206
200-26																						315	400											440
200-32	355		455	500	400	250			175	600	500	Φ 23	100	511	180	Φ 55	110	368																
200-40	400		500	550	450	250			175	600	500	Φ 23	120	540	180	Φ 65	140	453																
250-20	70		250	200	200	670			355	450	300	240	720	600	Φ 27	160	520	180				Φ 70	147											465
250-26									400	500																								440
250-32							450	550	500	400									300	240	720			600	Φ 27	140	634	180	Φ 70	147	520			
250-40							500	600	660	550									300	240	720			600	Φ 27	150	626	180	Φ 70	147	583			
300-20		75					300	250	280	875									425	545	300			200	750	600	Φ 27	140	634	180	Φ 70	147	465	
300-26																			500	600													660	550
300-32	550		650	600	500	300					200	750	600	Φ 27	140	634	180	Φ 70	147	520														
300-40	600		700	660	550	300					200	750	600	Φ 27	150	626	180	Φ 70	147	583														